



DISEASE EPIDEMIOLOGY PROGRAM Acute Respiratory Disease Surveillance Summary

Ft Benning: 24 January 2019 – 25 January 2020

DEFINITIONS:

ARD Rate=(ARD cases/Trainees) *100

ADV = Adenovirus

Strep Rate=(Strep Cultures (+)/Cultures) *100

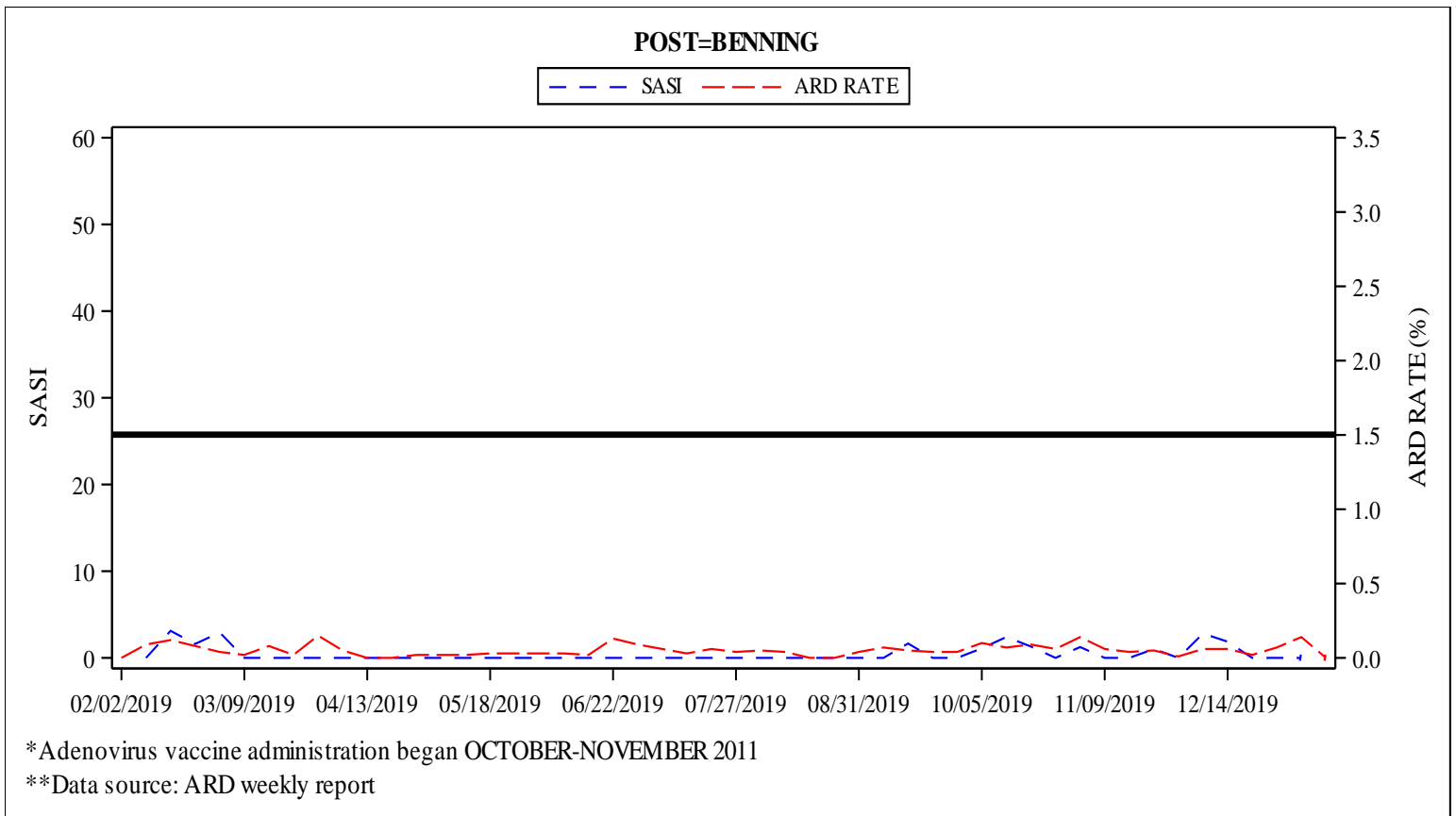
Strep-ARD Surveillance Index (SASI)=(ARD Rate*Strep Rate)

Strep Testing Compliance (STC) =% of ARD cases tested for Strep at each site (those sites highlighted red are at less than 60% compliance)

NOTE: All installations have achieved full ADV coverage.

	ARD Rate	SASI	STC
Benning	N/A	N/A	N/A
Leonard Wood	0.19 (D)	0.00 (N)	20%
Jackson	0.05 (D)	0.00 (D)	25%
Sill	0.06 (D)	0.00 (N)	100%

Summary comparison to previous week
I = Increase D = Decrease N = No Change N/A = Undefined



Males			
Unit Strength	ARD Cases	Strep Test Done	Strep Positive
5890	0	0	0

Females			
Unit Strength	ARD Cases	Strep Test Done	Strep Positive
158	0	0	0



DISEASE EPIDEMIOLOGY PROGRAM Acute Respiratory Disease Surveillance Summary

Ft Leonard Wood: 24 January 2019 – 25 January 2020

DEFINITIONS:

ARD Rate=(ARD cases/Trainees) *100

ADV = Adenovirus

Strep Rate=(Strep Cultures (+)/Cultures) *100

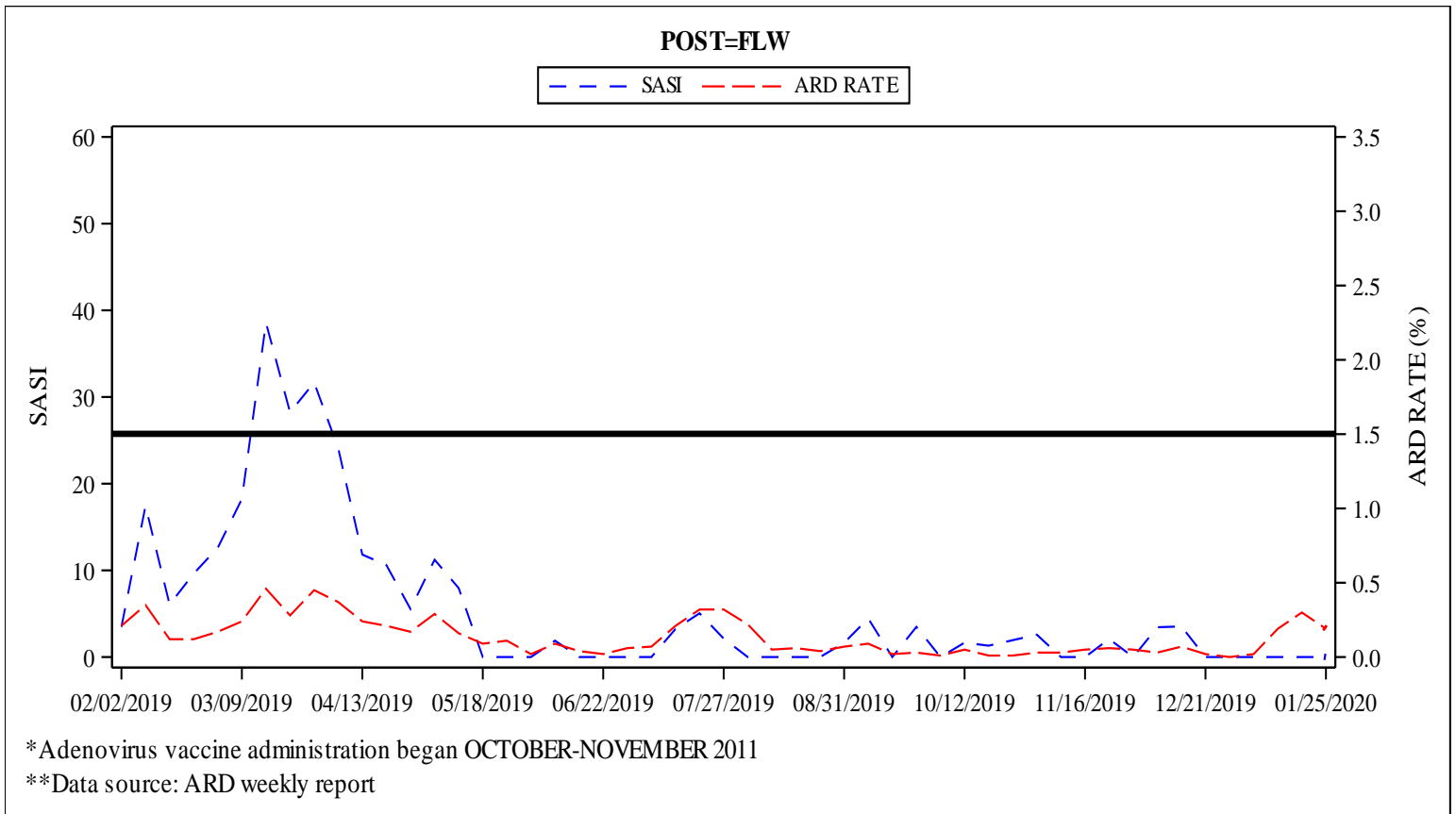
Strep-ARD Surveillance Index (SASI)=(ARD Rate*Strep Rate)

Strep Testing Compliance (STC) =% of ARD cases tested for Strep at each site (those sites highlighted red are at less than 60% compliance)

NOTE: All installations have achieved full ADV coverage.

	ARD Rate	SASI	STC
Benning	N/A	N/A	N/A
Leonard Wood	0.19 (D)	0.00 (N)	20%
Jackson	0.05 (D)	0.00 (D)	25%
Sill	0.06 (D)	0.00 (N)	100%

Summary comparison to previous week
I = Increase D = Decrease N = No Change N/A = Undefined



Males			
Unit Strength	ARD Cases	Strep Test Done	Strep Positive
3829	5	0	0

Females			
Unit Strength	ARD Cases	Strep Test Done	Strep Positive
1558	5	2	0

If you have questions, comments or suggestions about this report, please contact us at (410) 436-4655 or [Email Disease Epidemiology](#)

APPROVED FOR PUBLIC RELEASE, DISTRIBUTION UNLIMITED



DISEASE EPIDEMIOLOGY PROGRAM Acute Respiratory Disease Surveillance Summary

Ft Jackson: 24 January 2019 – 25 January 2020

DEFINITIONS:

ARD Rate=(ARD cases/Trainees) *100

ADV = Adenovirus

Strep Rate=(Strep Cultures (+)/Cultures) *100

Strep-ARD Surveillance Index (SASI)=(ARD Rate*Strep Rate)

Strep Testing Compliance (STC) =% of ARD cases tested for Strep at each site (those sites highlighted red are at less than 60% compliance)

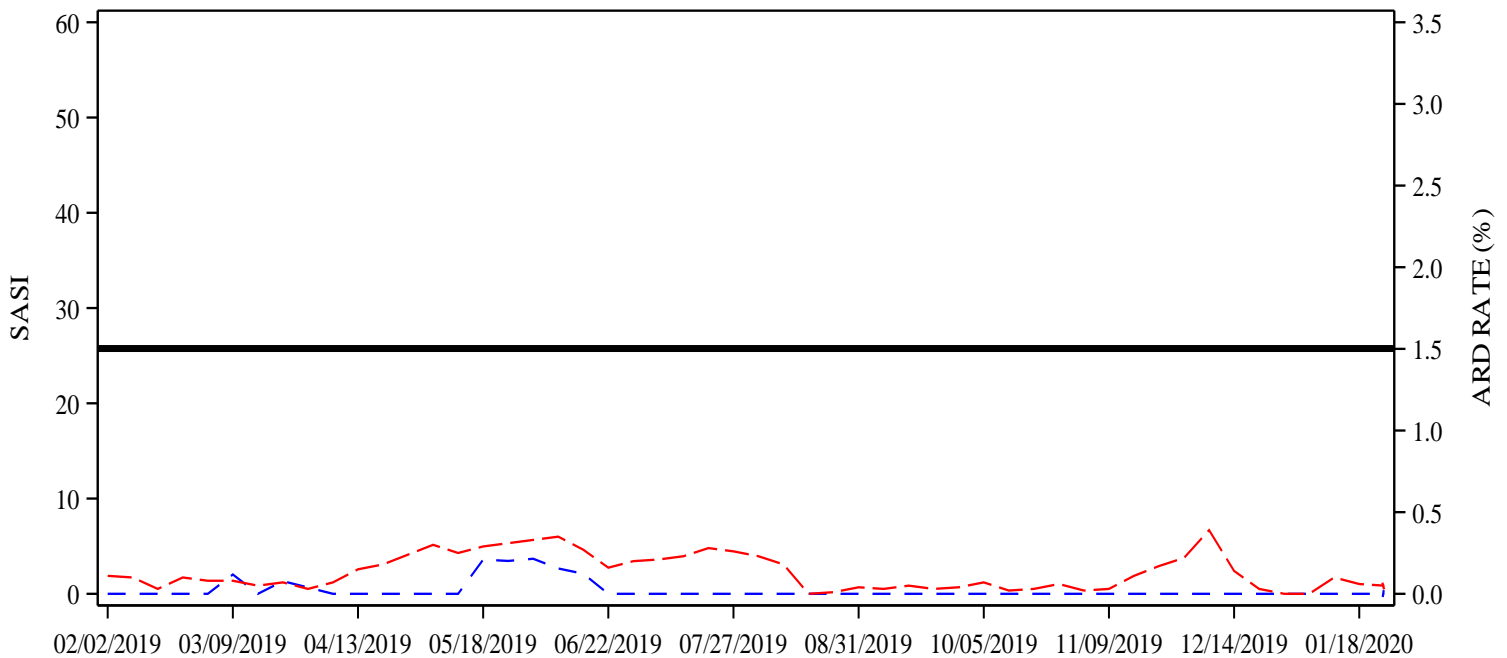
NOTE: All installations have achieved full ADV coverage.

	ARD Rate	SASI	STC
Benning	N/A	N/A	N/A
Leonard Wood	0.19 (D)	0.00 (N)	20%
Jackson	0.05 (D)	0.00 (D)	25%
Sill	0.06 (D)	0.00 (N)	100%

Summary comparison to previous week
I = Increase D = Decrease N = No Change N/A = Undefined

POST-JACKSON

--- SASI --- ARD RATE



*Adenovirus vaccine administration began OCTOBER-NOVEMBER 2011

**Data source: ARD weekly report

Males			
Unit Strength	ARD Cases	Strep Test Done	Strep Positive
5258	3	1	0

Females			
Unit Strength	ARD Cases	Strep Test Done	Strep Positive
2284	1	0	0



DISEASE EPIDEMIOLOGY PROGRAM Acute Respiratory Disease Surveillance Summary

Ft Sill: 24 January 2019 – 25 January 2020

DEFINITIONS:

ARD Rate=(ARD cases/Trainees) *100

ADV = Adenovirus

Strep Rate=(Strep Cultures (+)/Cultures) *100

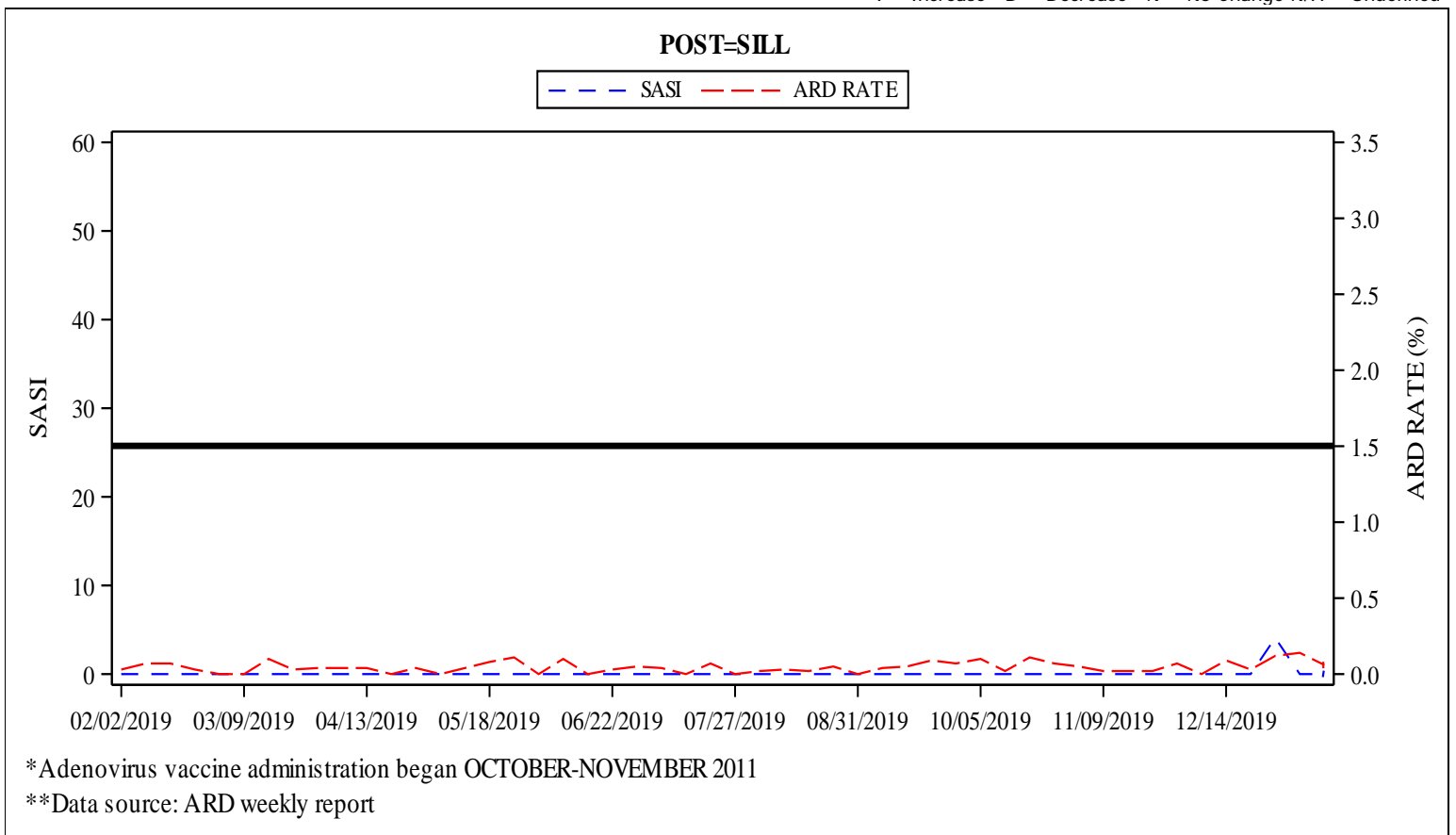
Strep-ARD Surveillance Index (SASI)=(ARD Rate*Strep Rate)

Strep Testing Compliance (STC) =% of ARD cases tested for Strep at each site (those sites highlighted red are at less than 60% compliance)

NOTE: All installations have achieved full ADV coverage.

	ARD Rate	SASI	STC
Benning	N/A	N/A	N/A
Leonard Wood	0.19 (D)	0.00 (N)	20%
Jackson	0.05 (D)	0.00 (D)	25%
Sill	0.06 (D)	0.00 (N)	100%

Summary comparison to previous week
I = Increase D = Decrease N = No Change N/A = Undefined



Males			
Unit Strength	ARD Cases	Strep Test Done	Strep Positive
2544	0	0	0

Females			
Unit Strength	ARD Cases	Strep Test Done	Strep Positive
903	2	2	0